


TOTAL WAREHOUSE



Linde Material Handling
Linde

Series 346

KION
GROUP
KION North America

Series 346

346 Basic dimensions

Standard: 80"
Low: 78"



E18 / E20: 79"
E20C / E20P: 86"



Width (all models):
— 42" Cushion tires
— 46" SE tires

Series 346

Available models (36-volt & 48-volt)

Three-wheel configuration

Model	Capacity	Height	Length
E18	3,500 lb	80"	79"
E20	4,000 lb	80"	79"

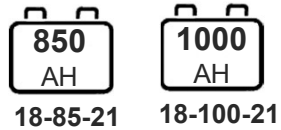


Series 346

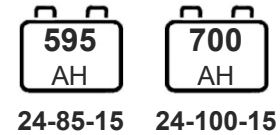
346 Battery information (25" compartment)

Lift-out

36-volt



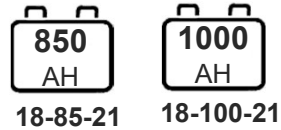
48-volt




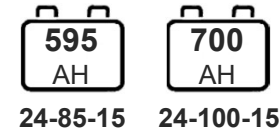
Slide-out

Slide pad adds 0.25"

36-volt



48-volt



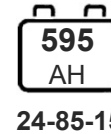
Roll-out

Rollers add 2.25"

36-volt



48-volt



*AH capacity using standard, 6-hour rate

Series 346 Operator compartment

Features

- Small diameter steering wheel
- Large diameter cup holder
- Tool storage compartments
- Ergonomics for wide range of drivers
- Informational display unit



Series 346 Operator compartment

- Driver comfort leads to high-productivity
- Full-suspension seat (standard)
- Adjustable armrest with fingertip controls
- Small diameter steering wheel
- **Low step height for easy entry/exit**



Competition
Non-suspension
Semi-suspension



Series 346 Ergonomic features

- Adjustable steering column
- Tilt-up armrest with fingertip controls
- Easy entry/exit on both sides
 - Left-side PRIMARY
 - Right-side SECONDARY
- Adjustable, full-suspension seat

