




1 Disconnect BATTERY from TRUCK (Fixed End)



2 Connect BATTERY to CHARGER (Loose End to Loose End)



DO NOT Connect BATTERY to CHARGER to TRUCK (Loose End to Fixed End)

BATTERY & CHARGER SAFETY RULES




1 Absolutely NO SMOKING or OPEN FLAMES near battery and charger. Gases produced by a battery can be explosive. Work areas must be kept ventilated at all times.



2 Immediately seek medical attention if eyes are exposed to sulfuric acid. Acid causes injury and burns. Flush eyes thoroughly with water and get medical help.



3 Always wear rubber or plastic gloves, apron, safety glasses, or a face shield when working on and around batteries.



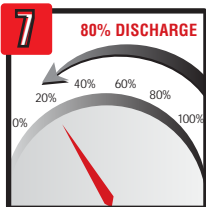
4 All jewelry and metal objects must be kept away from tops of batteries. Batteries are always electrically live. Only use insulated tools when working on batteries.



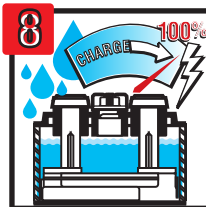
5 Ensure charger is OFF before connecting or disconnecting battery. Use lifting equipment with two electrically insulated hooks when working on battery.



6 Use Battery Neutralizer Spray to clean and neutralize the battery. Safely keep batteries clean and dry at all times.



7 Maximize battery life by depleting charge to 20% of its full capacity. Charge in cool, well ventilated areas with circulating air.



8 Approved water should only be added after battery is charged fully. No other solutions or acids may be added. Adjust cell filler to max height. Water while battery is on charge and gassing.



9 Check for leaks in Watering System. Before using the battery, remember to always tighten all vent caps and secure in place. Establish a repetitive battery watering routine.



10 Battery charger service may only be done by trained and qualified service technicians. Please Call Total Warehouse about our training services.

⚠ DANGER

<p>HIGH VOLTAGE... RISK OF SHOCK. DO NOT TOUCH UNINSULATED TERMINALS OR CONNECTORS.</p>	<p>SHIELD EYES.</p> <ul style="list-style-type: none"> EXPLOSIVE GASES CAN CAUSE BLINDNESS OR INJURY. 	<p>NO SPARKS • FLAMES • SMOKING</p>	<p>FLUSH EYES IMMEDIATELY WITH WATER.</p> <p>SULFURIC ACID CAN CAUSE BLINDNESS OR SEVERE BURNS.</p> <p>GET MEDICAL HELP FAST.</p>
<p>KEEP VENT CAPS TIGHTLY IN PLACE.</p>			
<p>SEE INSTALLATION, MAINTENANCE AND OPERATION INSTRUCTIONS FOR IMPORTANT SAFETY PRECAUTIONS.</p>			
<p>VENTILATE WELL WHEN IN AN ENCLOSED SPACE AND WHEN CHARGING.</p>			
<p>REPAIR SHOULD BE PERFORMED ONLY BY A QUALIFIED SERVICE TECHNICIAN.</p>			

⚡ DANGEROUS SHOCK HAZARD

CALIFORNIA PROPOSITION 65 WARNING:

Batteries, battery posts, terminals and related accessories contain lead and lead compounds, and other chemicals known to the state of California to cause cancer and birth defects or other reproductive harm. Wash hands after handling.

IMPORTANT

ELECTROLYTE LEVEL NEEDS TO STAY BELOW FILLING WELL

AFTER FULL CHARGE Battery. Fill with APPROVED WATER to 1/4 inch below the vent well