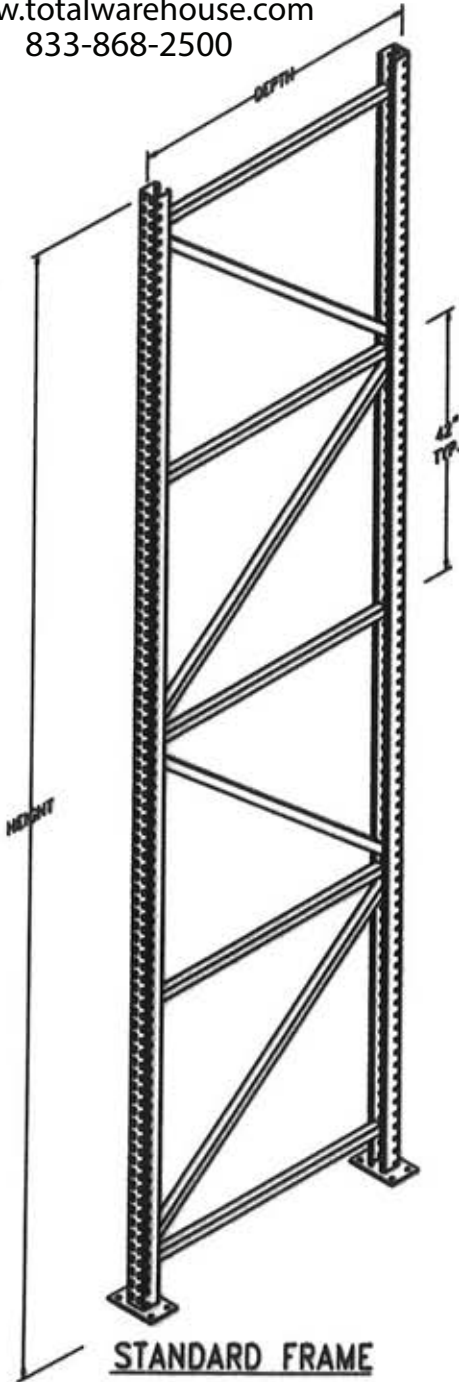
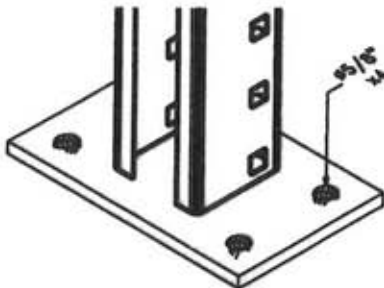


# PALLET RACK ASSEMBLY WORKSHEET

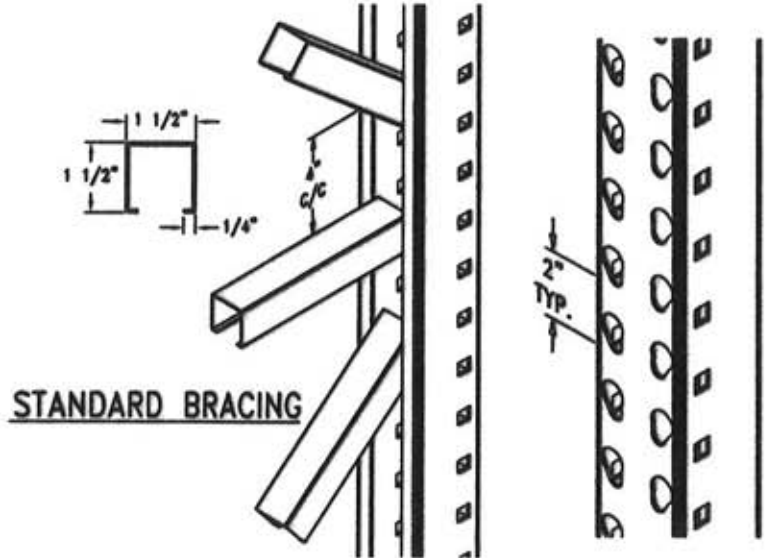
## I-SERIES FRAMES



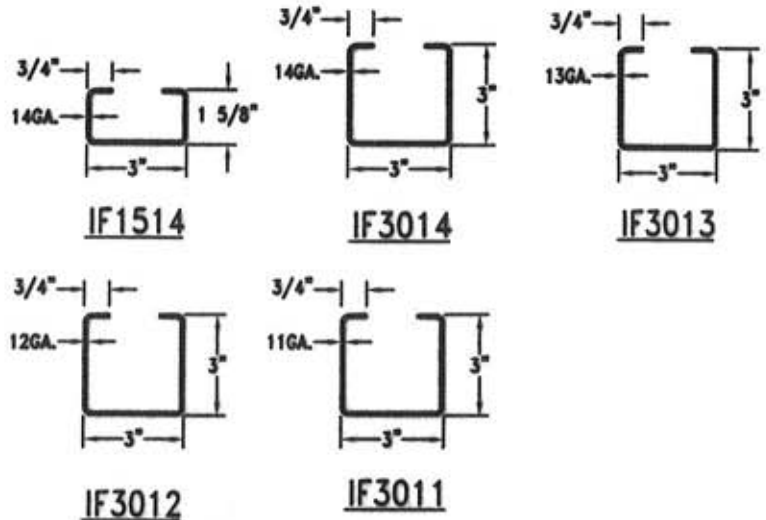
**STANDARD FRAME**



**STANDARD FOOTPLATE**



**STANDARD BRACING**

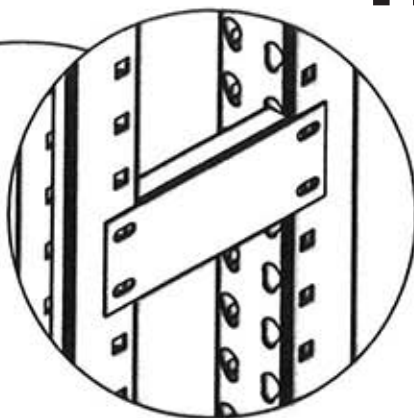
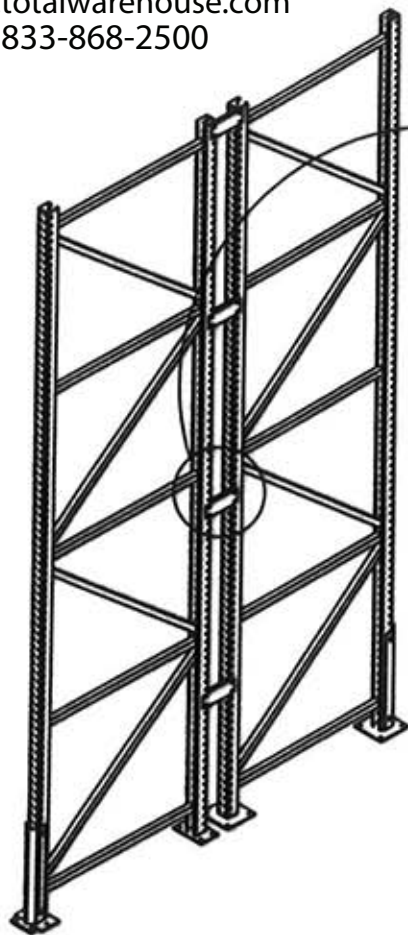


**STATIC FRAME CAPACITY (REVISED-12-26-08)**

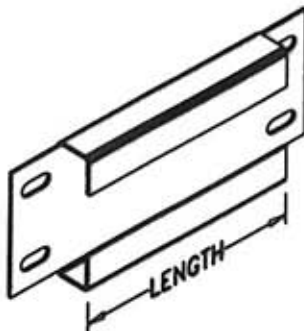
MAXIMUM UNSUPPORTED LENGTH	IF1514	IF3014	IF3013	IF3012	IF3011
36"	14,500 lbs.	24,500 lbs.	32,000 lbs.	35,750 lbs.	40,500 lbs.
42"	14,250 lbs.	23,900 lbs.	31,000 lbs.	34,750 lbs.	39,500 lbs.
48"	13,900 lbs.	23,100 lbs.	30,100 lbs.	33,750 lbs.	38,250 lbs.
54"	13,500 lbs.	22,500 lbs.	29,500 lbs.	33,000 lbs.	37,500 lbs.
60"	13,250 lbs.	21,750 lbs.	28,000 lbs.	31,500 lbs.	35,500 lbs.
66"	12,750 lbs.	20,750 lbs.	26,800 lbs.	30,000 lbs.	33,750 lbs.
72"	12,500 lbs.	19,900 lbs.	25,500 lbs.	28,500 lbs.	32,500 lbs.
78"	12,000 lbs.	18,800 lbs.	24,250 lbs.	27,000 lbs.	30,500 lbs.
84"	11,500 lbs.	18,000 lbs.	23,000 lbs.	25,750 lbs.	29,250 lbs.
90"	10,750 lbs.	17,200 lbs.	21,750 lbs.	24,250 lbs.	27,500 lbs.
96"	10,100 lbs.	16,250 lbs.	20,750 lbs.	23,250 lbs.	26,250 lbs.
102"	9,500 lbs.	15,800 lbs.	19,750 lbs.	22,000 lbs.	24,750 lbs.
108"	8,900 lbs.	14,800 lbs.	18,500 lbs.	20,750 lbs.	23,500 lbs.

# PALLET RACK ASSEMBLY WORKSHEET

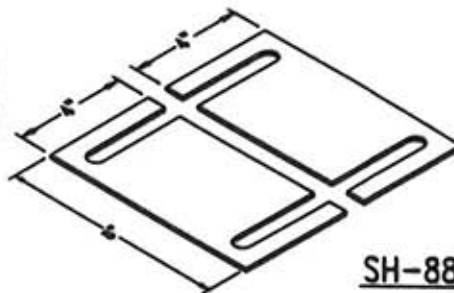
## I-SERIES ACCESSORIES



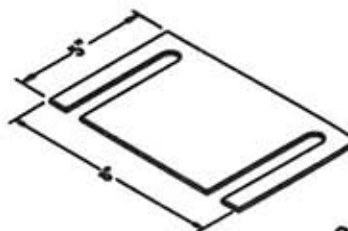
CONNECTION DETAIL



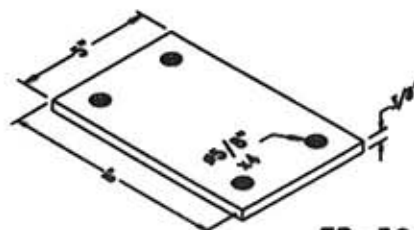
RS  
ROW SPACER



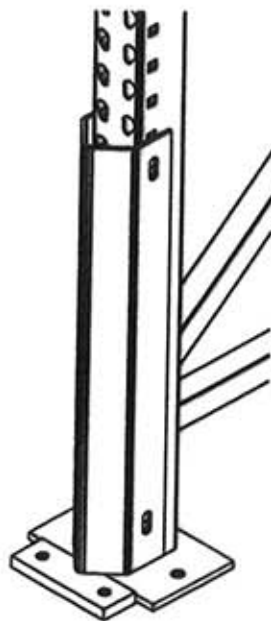
SH-88



SH-58




FP-58A4



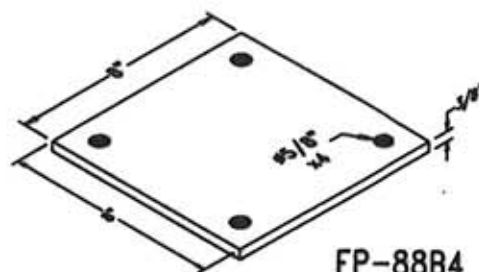
CONNECTION DETAIL



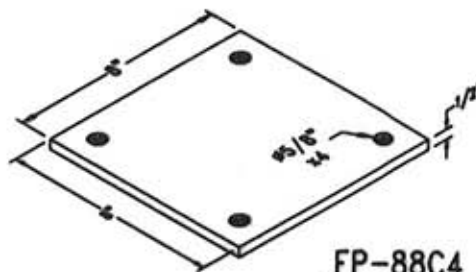
AGBI



AGBI-FP

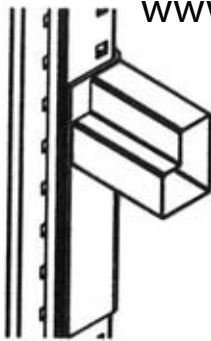


FP-88B4



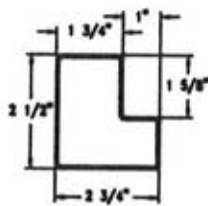
FP-88C4

www.totalwarehouse.com  
833-868-2500

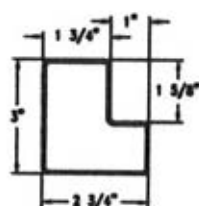


## I-SERIES BEAMS CONNECTORS

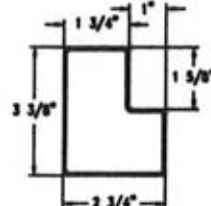
### ROLL FORMED BEAM PROFILES



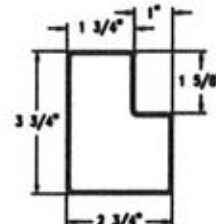
124XXX



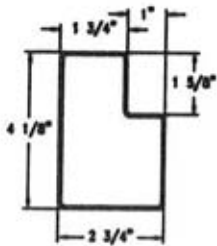
130XXX



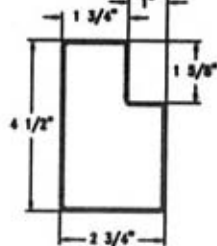
133XXX



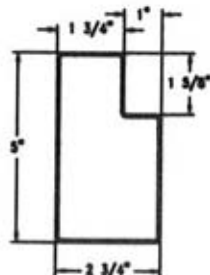
136XXX



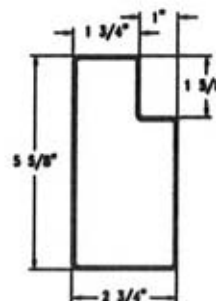
141XXX



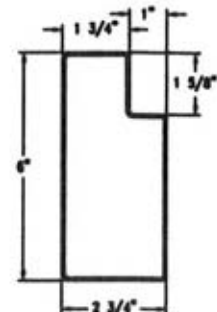
144XXX



150XXX

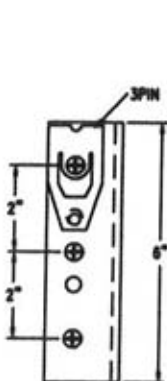


155XXX

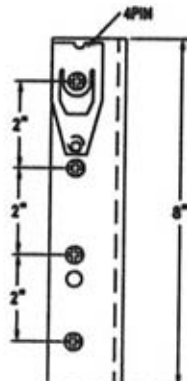


160XXX

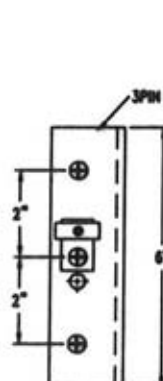
### END CONNECTORS



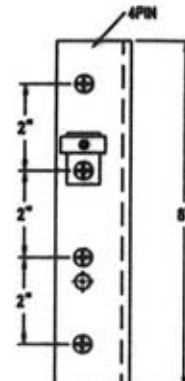
C5



C6



C7



C8

**PALLET RACK  
ASSEMBLY WORKSHEET****“I” SERIES  
BEAMS 14 GAUGE****STEP BEAM 2-1/2" FACE X 1-5/8" STEP 14 GA**

Part#	Length	Capacity	Weight (EA)	
I24140 48	48"	5792	12.56	
I24140 60	60"	4758	15.01	
I24140 72	72"	3599	17.46	
I24140 96	96"	2148	22.36	
I24140 108	108"	1743	24.81	
I24140 120	120"	1449	27.26	

**STEP BEAM 3" FACE X 1-5/8" STEP 14 GA**

Part#	Length	Capacity	Weight (EA)	
I30140 48	48"	7305	13.60	
I30140 60	60"	5962	16.31	
I30140 72	72"	5064	19.02	
I30140 96	96"	3041	24.44	
I30140 108	108"	2454	27.15	
I30140 120	120"	2028	29.86	

**STEP BEAM 3-3/8" FACE X 1-5/8" STEP 14 GA**

Part#	Length	Capacity	Weight (EA)	
I33140 60	60"	6978	17.26	
I33140 72	72"	5905	20.16	
I33140 96	96"	3880	25.96	
I33140 108	108"	3121	28.86	
I33140 120	120"	2571	31.76	
I33140 144	144"	1843	37.56	

**STEP BEAM 3-3/4" FACE X 1-5/8" STEP 14 GA**

Part#	Length	Capacity	Weight (EA)	
I36140 60	60"	8081	18.31	
I36140 72	72"	6822	21.42	
I36140 96	96"	4871	27.64	
I36140 108	108"	3906	30.75	
I36140 120	120"	3208	33.86	
I36140 144	144"	2290	40.08	

4 PIN CONNECTOR = \$5.50/beam (add to list price)

CAP LOCK 3 PIN = \$2.00 (add to list price)

CAP LOCK 4 PIN = \$7.50 (add to list price)

# PALLET RACK ASSEMBLY WORKSHEET

## “I” SERIES BEAMS 14 GAUGE

### STEP BEAM 4-1/8" FACE X 1-5/8" STEP 14 GA

Part#	Length	Capacity	Weight (EA)
I41140-60	60"	9,267	19.16
I41140-72	72"	7,805	22.44
I41140-96	96"	5,975	29.00
I41140-108	108"	4,826	32.28
I41140-120	120"	3,954	35.56
I41140-144	144"	2,810	42.12

### STEP BEAM 4-1/2" FACE X 1-5/8" STEP 14 GA

Part#	Length	Capacity	Weight (EA)
I44140-72	72"	8,854	23.58
I44140-96	96"	6,762	30.52
I44140-108	108"	5,881	33.99
I44140-120	120"	4,812	37.46
I44140-144	144"	3,410	44.40

### STEP BEAM 5" FACE X 1-5/8" STEP 14 GA

Part#	Length	Capacity	Weight (EA)
I50140-72	72"	10,364	25.14
I50140-96	96"	7,880	32.60
I50140-108	108"	7,049	36.33
I50140-120	120"	6,147	40.06
I50140-144	144"	4,335	47.52

### STEP BEAM 5-5/8" FACE X 1-5/8" STEP 14 GA

Part#	Length	Capacity	Weight (EA)
I55140-72	72"	12,388	27.00
I55140-96	96"	9,398	35.08
I55140-108	108"	8,398	39.12
I55140-120	120"	7,598	43.16
I55140-144	144"	5,722	51.24

### STEP BEAM 6" FACE X 1-5/8" STEP 13 GA

Part#	Length	Capacity	Weight (EA)
*I60130-96	96"	13,360	44.08
*I60130-108	108"	11,928	49.13
*I60130-120	120"	10,760	54.18
*I60130-144	144"	8,365	64.28

\* C6 CONNECTOR IS STANDARD

NON-STANDARD LENGTHS MAY REQUIRE ADDITIONAL CHARGES. CONSULT FACTORY.

4 PIN CONNECTOR = \$5.50/beam (add to list price)

CAP LOCK 3 PIN = \$2.00 (add to list price)

CAP LOCK 4 PIN = \$7.50 (add to list price)

# PALLET RACK ASSEMBLY WORKSHEET

## "I" SERIES BEAMS 16 GAUGE

### STEP BEAM 2" FACE X4" STEP 16 GA

Part#	Length	Capacity	Weight (EA)
I24160 48	48"	5,044	10.70
I24160 60	60"	4,155	12.70
I24160 72	72"	3,205	14.60
I24160 96	96"	1,924	18.60
I24160 108	108"	1,565	20.60
I24160 120	120"	1,304	22.60

### STEP BEAM 3" FACE X 1-5/8" STEP 16 GA

Part#	Length	Capacity	Weight (EA)
I30160 48	48"	6,323	11.52
I30160 60	60"	5,173	13.71
I30160 72	72"	4,406	15.90
I30160 96	96"	2,700	20.28
I30160 108	108"	2,186	22.47
I30160 120	120"	1,810	24.66

### STEP BEAM 3-3/8" FACE X 1-5/8" STEP 16 GA

Part#	Length	Capacity	Weight (EA)
I33160 60	60"	6,034	14.46
I33160 72	72"	5,119	16.80
I33160 96	96"	3,427	21.48
I33160 108	108"	2,761	23.82
I33160 120	120"	2,281	26.16

### STEP BEAM 3-3/4" FACE X 1-5/8" STEP 16 GA

Part#	Length	Capacity	Weight (EA)
I36160 60	60"	6,967	15.21
I36160 72	72"	5,895	17.70
I36160 96	96"	4,286	22.68
I36160 108	108"	3,442	25.17
I36160 120	120"	2,835	27.66

### STEP BEAM 4-1/8" FACE X 1-5/8" STEP 16 GA

Part#	Length	Capacity	Weight (EA)
I41160 60	60"	7,975	16.01
I41160 72	72"	6,725	18.66
I41160 96	96"	5,161	23.96
I41160 108	108"	4,239	26.61
I41160 120	120"	3,477	29.26

### STEP BEAM 4-1/2" FACE X 1-5/8" STEP 16 GA

Part#	Length	Capacity	Weight (EA)
I44160 72	72"	7,617	19.56
I44160 96	96"	5,831	25.16
I44160 108	108"	5,150	27.96
I44160 120	120"	4,219	30.76

NON-STANDARD LENGTHS MAY REQUIRE ADDITIONAL CHARGES. CONSULT FACTORY.

4 PIN CONNECTOR = \$5.50/beam (add to list price)

CAP LOCK 3 PIN = \$2.00 (add to list price)

CAP LOCK 4 PIN = \$7.50 (add to list price)