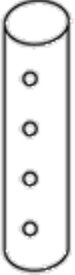
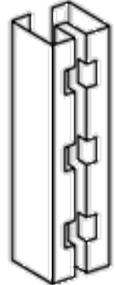


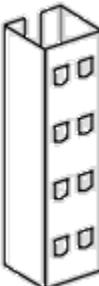

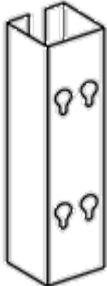

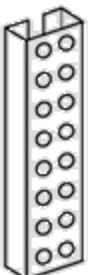
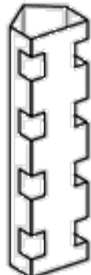












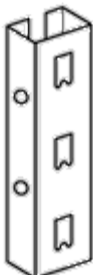




PALLET RACK IDENTIFICATION GUIDE

			
Artco (Tube)	Buckley	Burtman Structural	Dexion
			
D'Altrui	EMI	Frick Gallagher	Husky Crashguard
			
HiLine	Inca	Interlake (Old)	Interlake (New)
			
Keystone Style	Palmer Schile	Paltier	Penco
			
Ridg-U-Rack	Sammons/Bloom	Speedrack	Sturdi-Bilt

			
Structural	T-Bolt (Unarco)	Unarco II	Webb/Slide-N-Lock
	<p>Remember to measure the depth of the upright, the height of the face of the beam and the vertical distance from center to center of the beam connector holes. This will help us find the right rack to match your existing material.</p>		
Lok-Rak			

TOTAL

WAREHOUSE

www.totalwarehouse.com

833-868-2500